

PART I TOTAL SCORE, STANDARDS CLASSIFICATION AND DOMAIN SUMMARY

SCHOOL/PARISH: XAVIER ELEMENTARY  
 DIOCESE: GREEN BAY  
 NO. OF STUDENTS: 125

GRADE: 8  
 DATE OF ASSESSMENT: APR 2014

TOTAL ASSESSMENT      AVERAGE      CLASSIFICATION      PERCENTAGE OF STUDENTS

<b>Part I:</b> <b>Faith Knowledge</b> # Items: 57	Group Avg: 80.4%	Advanced Proficient	24.0%		
		Needs Improvement	11.2%		64.8%
	Nat'l Avg*: 0.0%	Advanced Proficient	0.0%		
		Needs Improvement	0.0%		
	Parish Nat'l Avg*: 0.0%	Advanced Proficient	0.0%		
		Needs Improvement	0.0%		
	School Nat'l Avg*: 0.0%	Advanced Proficient	0.0%		
		Needs Improvement	0.0%		

25%      50%      75%

DOMAIN      AVERAGE

<b>1. Knowledge of the Faith</b>	Group Average: 13.5/17 = 79%	Parish Nat'l Avg*: 0.0/17 = 0%
	Nat'l Avg*: 0.0/17 = 0%	School Nat'l Avg*: 0.0/17 = 0%
<b>2. Liturgical Life</b>	Group Average: 5.3/7 = 76%	Parish Nat'l Avg*: 0.0/7 = 0%
	Nat'l Avg*: 0.0/7 = 0%	School Nat'l Avg*: 0.0/7 = 0%
<b>3. Moral Formation</b>	Group Average: 11.2/13 = 86%	Parish Nat'l Avg*: 0.0/13 = 0%
	Nat'l Avg*: 0.0/13 = 0%	School Nat'l Avg*: 0.0/13 = 0%
<b>4. Prayer</b>	Group Average: 5.7/7 = 82%	Parish Nat'l Avg*: 0.0/7 = 0%
	Nat'l Avg*: 0.0/7 = 0%	School Nat'l Avg*: 0.0/7 = 0%
<b>5. Communal Life</b>	Group Average: 5.0/7 = 71%	Parish Nat'l Avg*: 0.0/7 = 0%
	Nat'l Avg*: 0.0/7 = 0%	School Nat'l Avg*: 0.0/7 = 0%
<b>6. Missionary Spirit</b>	Group Average: 5.2/6 = 87%	Parish Nat'l Avg*: 0.0/6 = 0%
	Nat'l Avg*: 0.0/6 = 0%	School Nat'l Avg*: 0.0/6 = 0%

\* National statistics will not be available until Fall 2015.

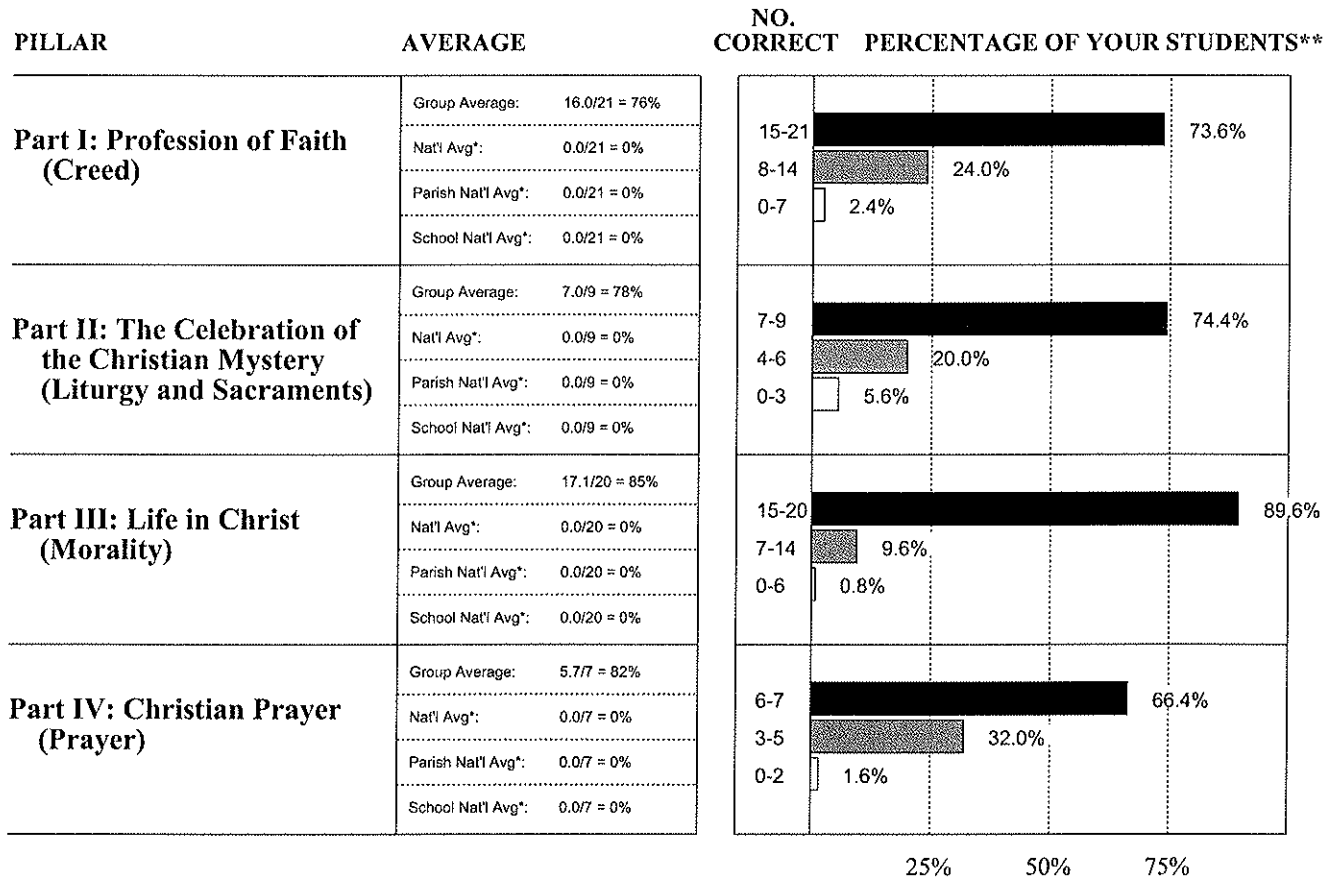
# NCEA IFG: ACRE

All Students

## PART I SCORE SUMMARY BY THE FOUR PILLARS OF THE CATECHISM OF THE CATHOLIC CHURCH

SCHOOL/PARISH: XAVIER ELEMENTARY  
DIOCESE: GREEN BAY  
NO. OF STUDENTS: 125

GRADE: 8  
DATE OF  
ASSESSMENT: APR 2014



\* National statistics will not be available until Fall 2015.

\*\* The percentage of your students scoring in the identified "number correct" range.

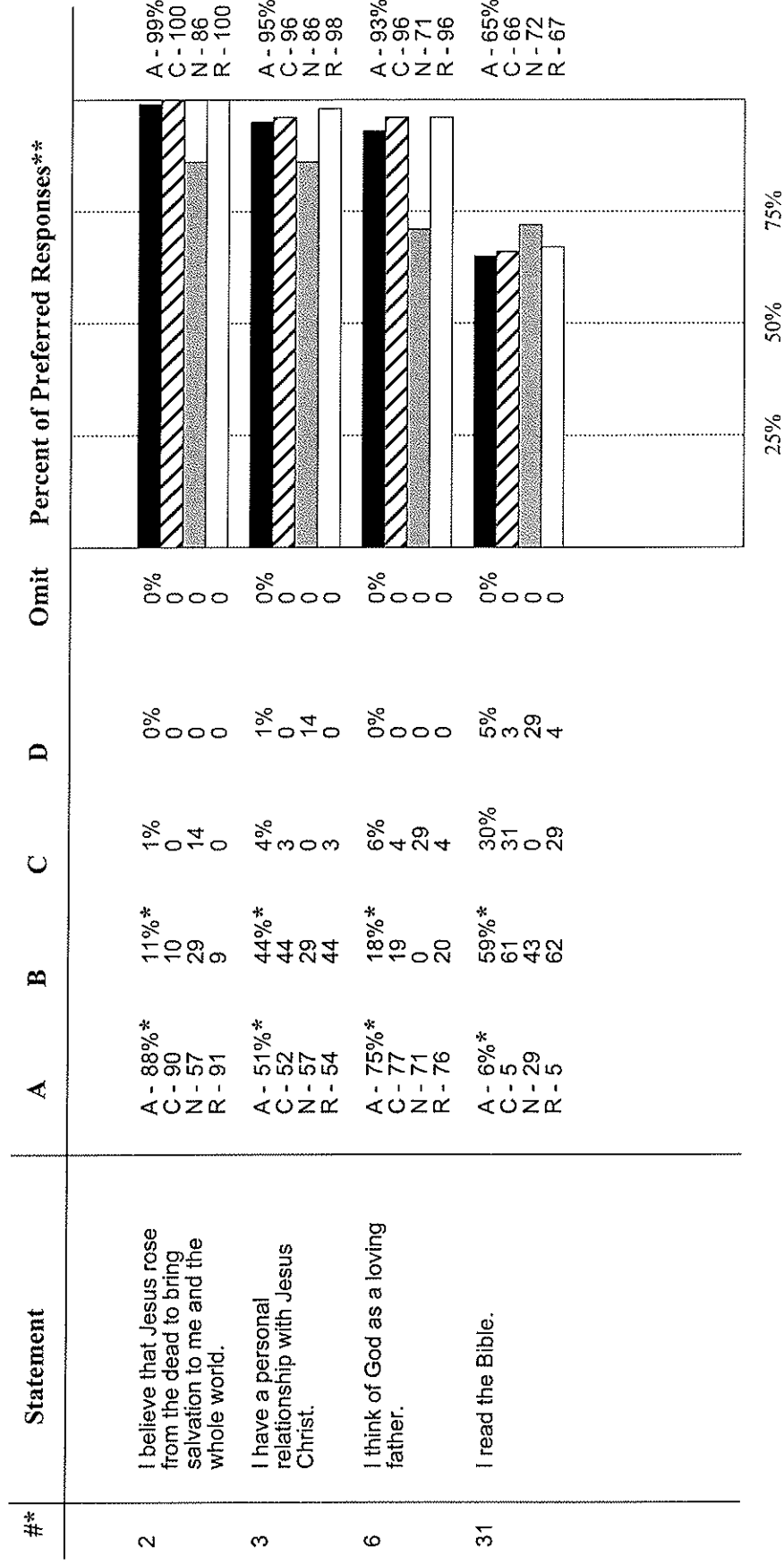
# NCEA IFG: ACRE

School/Parish: XAVIER ELEMENTARY  
 City: APPLETON  
 Diocese: GREEN BAY  
 Date of Assessment: APR 2014  
 Grade: 8

Total Students: 125  
 Catholic Students: 115  
 Non Catholic Students: 7  
 Returning Students: 112

## AFFECTIVE STATEMENTS BY STUDENT INFORMATION CATEGORY

### REPORTING CATEGORY: RELATIONSHIP WITH JESUS



A - All students
  C - Catholic Students only
  N - Non Catholic students only
  R - Returning students (Attended the school/parish program for 2 years or more)

\* Note: For each Reporting Category, statements are numbered and ordered as they occur in the booklet. Preferred responses are marked by an asterisk.  
 \*\* When there are fewer than 6 students in a category, no summary is reported for that group.

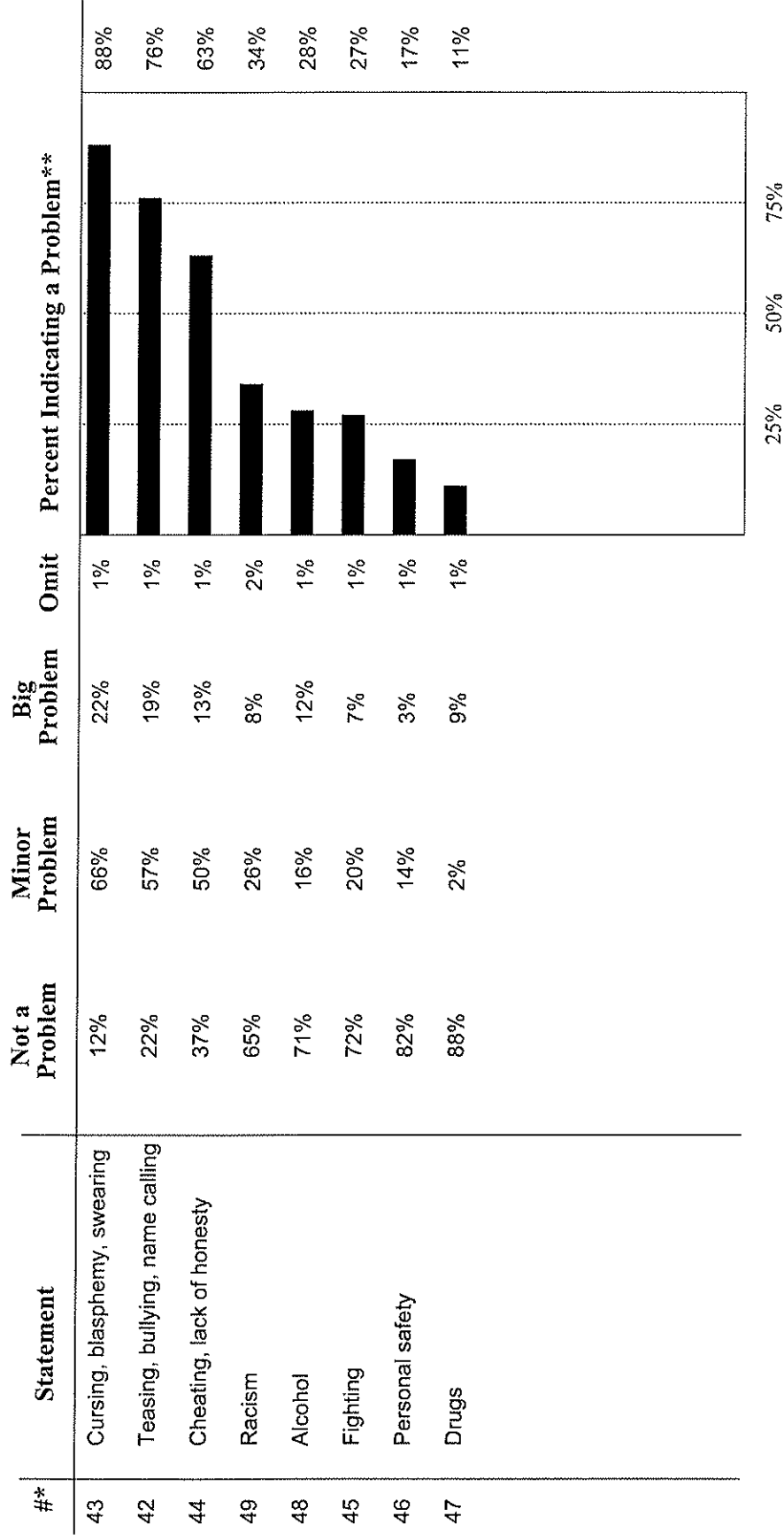
# NCEA IFG: ACRE

School/Parish: XAVIER ELEMENTARY  
 City: APPLETON  
 Diocese: GREEN BAY  
 Date of Assessment: APR 2014  
 Grade: 8

Total Students: 125  
 Catholic Students: 115  
 Non Catholic Students: 7  
 Returning Students: 112

## AFFECTIVE STATEMENTS BY STUDENT INFORMATION CATEGORY

### REPORTING CATEGORY: STUDENTS' CONCERNS



\* The statements are numbered as they occur in the booklet, but are listed from greatest to least problem areas.

\*\* For the Students' Concerns Category, responses are tallied and reported for all students only (no disaggregation). Percents shown are the combined (Minor + Big) values.

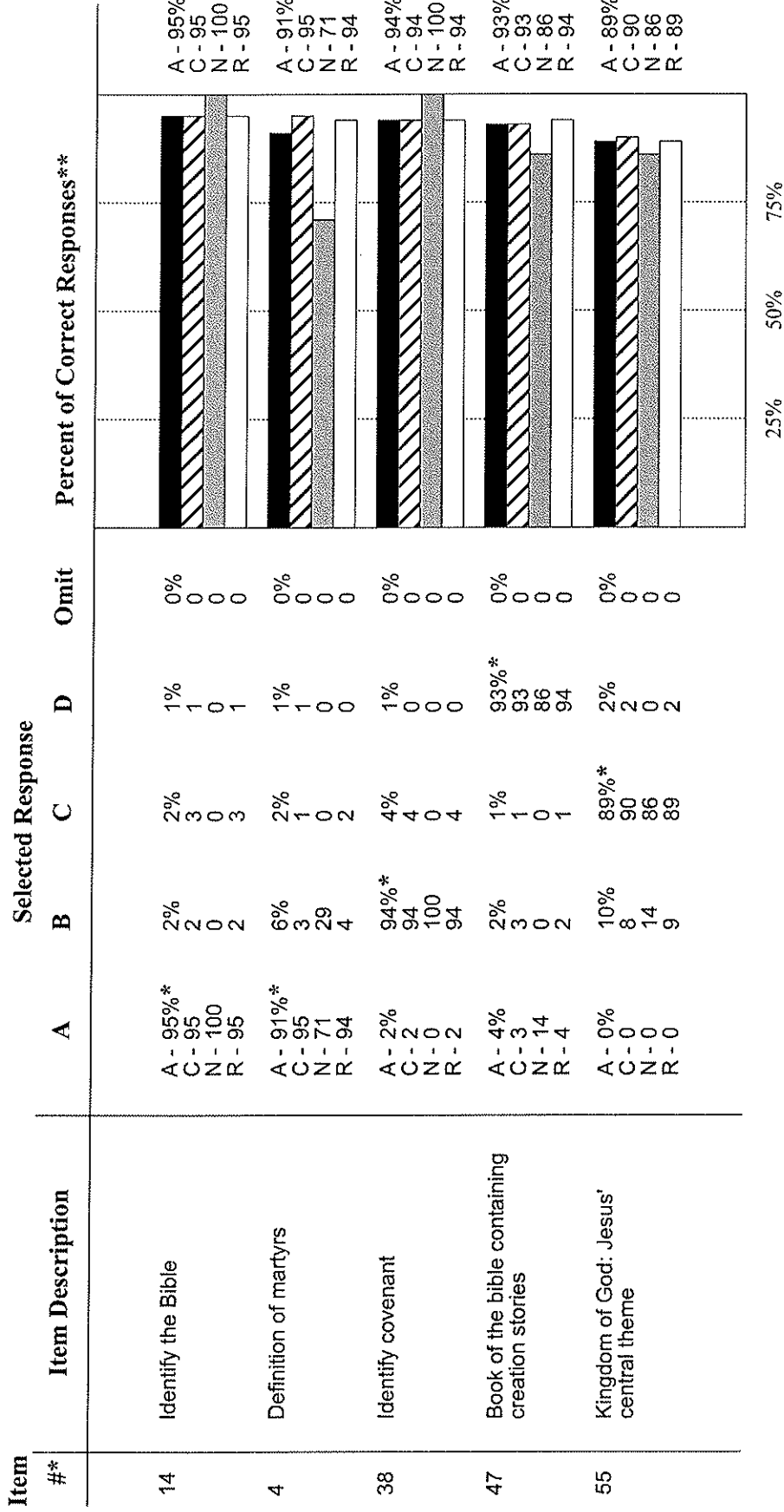
# NCEA IFG: ACRE

School/Parish: XAVIER ELEMENTARY  
 City: APPLETON  
 Diocese: GREEN BAY  
 Date of Assessment: APR 2014  
 Grade: 8

Total Students: 125  
 Catholic Students: 115  
 Non Catholic Students: 7  
 Returning Students: 112

## PART I FAITH KNOWLEDGE ITEMS BY DOMAINS

### DOMAIN 1: KNOWLEDGE OF THE FAITH



A - All students
  N - Non Catholic students only
  R - Returning students (attended the school/parish program for 2 years or more)

\* Note: Within each domain, items are ordered from strongest to poorest performance for your Catholic students. The correct answer is marked by an asterisk.  
 \*\* When there are fewer than 6 students in a category, no summary is reported for that group.

# NCEA IFG: ACRE

School/Parish: XAVIER ELEMENTARY  
 City: APPLETON  
 Diocese: GREEN BAY  
 Date of Assessment: APR 2014  
 Grade: 8

## PART I FAITH KNOWLEDGE SCORE FREQUENCY DISTRIBUTIONS

Total Students: 125 Catholic Students: 115  
 Non Catholic Students: 7 Returning Students: 112

### All Students

Advanced			Proficient			Needs Improvement		
Score	Number	Freq %	Score	Number	Freq %	Score	Number	Freq %
57	0	0.0	50	13	10.4	37	2	1.6
56	1	0.8	49	12	9.6	36	1	0.8
55	3	2.4	48	9	7.2	35	2	1.6
54	5	4.0	47	8	6.4	34	0	0.0
53	5	4.0	46	10	8.0	33	0	0.0
52	6	4.8	45	5	4.0	32	0	0.0
51	10	8.0	44	4	3.2	31	0	0.0
			43	8	6.4	30	2	1.6
			42	7	5.6	29	2	1.6
			41	3	2.4	28	1	0.8
			40	1	0.8	27	0	0.0
			39	1	0.8	26	0	0.0
			38	0	0.0	25	0	0.0
						24	1	0.8
						<24	3	2.4
Local % Adv.	24.0		Local % Prof.	64.8		Local % NI		11.2
Nat'l % Adv.	0.0		Nat'l % Prof.	0.0		Nat'l % NI		0.0

### Non Catholic Students

Advanced			Proficient			Needs Improvement		
Score	Number	Freq %	Score	Number	Freq %	Score	Number	Freq %
57	0	0.0	50	0	0.0	37	1	14.3
56	0	0.0	49	0	0.0	36	0	0.0
55	1	14.3	48	0	0.0	35	0	0.0
54	0	0.0	47	0	0.0	34	0	0.0
53	1	14.3	46	0	0.0	33	0	0.0
52	0	0.0	45	1	14.3	32	0	0.0
51	0	0.0	44	0	0.0	31	0	0.0
			43	1	14.3	30	0	0.0
			42	0	0.0	29	1	14.3
			41	0	0.0	28	0	0.0
			40	0	0.0	27	0	0.0
			39	0	0.0	26	0	0.0
			38	0	0.0	25	0	0.0
						24	0	0.0
						<24	1	14.3
Local % Adv.	28.6		Local % Prof.	28.6		Local % NI		42.9
Nat'l % Adv.	0.0		Nat'l % Prof.	0.0		Nat'l % NI		0.0

### Catholic Students

Advanced			Proficient			Needs Improvement		
Score	Number	Freq %	Score	Number	Freq %	Score	Number	Freq %
57	0	0.0	50	13	11.3	37	1	0.9
56	1	0.9	49	12	10.4	36	1	0.9
55	2	1.7	48	9	7.8	35	2	1.7
54	5	4.3	47	8	7.0	34	0	0.0
53	4	3.5	46	9	7.8	33	0	0.0
52	6	5.2	45	4	3.5	32	0	0.0
51	10	8.7	44	4	3.5	31	0	0.0
			43	7	6.1	30	1	0.9
			42	6	5.2	29	1	0.9
			41	3	2.6	28	1	0.9
			40	1	0.9	27	0	0.0
			39	1	0.9	26	0	0.0
			38	0	0.0	25	0	0.0
						24	1	0.9
						<24	2	1.7
Local % Adv.	24.3		Local % Prof.	67.0		Local % NI		8.7
Nat'l % Adv.	0.0		Nat'l % Prof.	0.0		Nat'l % NI		0.0

### Returning Students

Advanced			Proficient			Needs Improvement		
Score	Number	Freq %	Score	Number	Freq %	Score	Number	Freq %
57	0	0.0	50	12	10.7	37	1	0.9
56	1	0.9	49	12	10.7	36	1	0.9
55	3	2.7	48	8	7.1	35	2	1.8
54	5	4.5	47	7	6.3	34	0	0.0
53	4	3.6	46	9	8.0	33	0	0.0
52	6	5.4	45	3	2.7	32	0	0.0
51	10	8.9	44	4	3.6	31	0	0.0
			43	7	6.3	30	1	0.9
			42	7	6.3	29	2	1.8
			41	2	1.8	28	1	0.9
			40	1	0.9	27	0	0.0
			39	1	0.9	26	0	0.0
			38	0	0.0	25	0	0.0
						24	1	0.9
						<24	1	0.9
Local % Adv.	25.9		Local % Prof.	65.2		Local % NI		8.9
Nat'l % Adv.	0.0		Nat'l % Prof.	0.0		Nat'l % NI		0.0

Score = scores possible; Number = number of students attaining a score; Freq % = percentage of students attaining that score

# Program Improvement Plan

Date: \_\_\_\_\_

<p><b>Parish:</b></p> <p><b>DRE:</b></p> <p><b>Date Plan Completed:</b></p>	<p><b>Leadership Team Members (for Program Improvement Planning and Work)</b></p>	<p><b>Leadership Team Meeting Dates and Times.</b></p> <p><i>* = Monitoring Checkpoints</i></p> <p>Aug:                      Feb:</p> <p>Sept:                     Mar:</p> <p>Oct:                      Apr:</p> <p>Nov:                      May:</p> <p>Dec:                      June</p> <p>Jan:</p>				
<p><b>Program Improvement Goal: (Annual Student Outcome Goal)</b></p>		<p>Alignment with 3-5 Year Diocesan Strategic Goals. Briefly describe how this student outcome aligns with specific strategic goals:</p>				
<p><b>End-Of-Year Student Outcome Measure.</b></p> <p><b>Assessment Tool:</b></p> <p><b>Date of Final Spring Assessment:</b></p>	<p><b>Student Progress Monitoring.</b> Describe the tool used to measure student progress on the student outcome goal: <b>Assessment Tool:</b></p>	<table border="1" style="width: 100%; border-collapse: collapse;"> <tr> <td style="width: 25%; text-align: center;"> <b>Period 1</b> Progress Assessment Date(s):             </td> <td style="width: 25%; text-align: center;"> <b>Period 2</b> Progress Assessment Date(s):             </td> <td style="width: 25%; text-align: center;"> <b>Period 3</b> Progress Assessment Date(s):             </td> <td style="width: 25%; text-align: center;"> <b>Period 4</b> Progress Assessment Date(s):             </td> </tr> </table>	<b>Period 1</b> Progress Assessment Date(s):	<b>Period 2</b> Progress Assessment Date(s):	<b>Period 3</b> Progress Assessment Date(s):	<b>Period 4</b> Progress Assessment Date(s):
<b>Period 1</b> Progress Assessment Date(s):	<b>Period 2</b> Progress Assessment Date(s):	<b>Period 3</b> Progress Assessment Date(s):	<b>Period 4</b> Progress Assessment Date(s):			

**Building Block: Instruction and Interventions**

Tasks/Action Steps-What will you specifically do and HOW will you do it?	Resources Needed (cost, materials, staff, time, etc.)	Timeline		Person Responsible/ Persons Involved	Evidence of Success
		Start Date	End Date		